

# StoveTec Wood Stove Users Manual



This instruction manual can be translated into the local language. For a template, please contact:

StoveTec  
PO Box 1175  
79093 Highway 99  
Cottage Grove, Oregon 97424  
USA  
541-767-0287

Instructions and photos by Evan Shenkin, illustration by Lance MacCarty

[www.stovetec.net](http://www.stovetec.net)

## Detailed Instructions for The Wood Stove

- To light the stove, place some kindling inside the combustion chamber. Add larger pieces of wood when the flame is established. Continue pushing sticks into the stove as they are burned. Do not overfill the stove.
- Clean ashes from stove after each use.
- The adjustable pot skirt helps to save fuel! Loosen the nut and adjust the skirt so that it touches the top of the stove. Then tighten the nut.
- Always use the stick support so air can come up through the burning sticks.
- **Use the stove only in a well-ventilated area!**
- **Do not use the stove indoors.**
- **Keep the stove out of the rain. Keep it dry.**
- **Use stove only on a heat-proof surface.**

## **DANGER**

Failure to comply with the precautions and instructions provided with this stove can result in death, serious bodily injury and property loss or damage from hazards of fire, burn, asphyxiation, and/or carbon monoxide poisoning.

## **WARNING**



### • BURN HAZARD

- Never leave stove unattended when hot or in use.
- Keep out of reach of children.

## **DANGER**



### • CARBON MONOXIDE HAZARD

- For Outdoor Use Only
- Never use inside house, camper, tent, vehicle or other unventilated or enclosed areas. This stove consumes air (oxygen). Do not use in unventilated or enclosed areas to avoid endangering your life.
- This stove is a combustion appliance. All combustion appliances produce carbon monoxide (CO) during the combustion process. This product is designed to produce extremely minute, non-hazardous amounts of CO if used with wood and maintained in accordance with all warnings and instructions. Dangerously high levels will be emitted from charcoal. Do not block air flow into or out of the stove.
- Carbon Monoxide (CO) poisoning produces flu-like symptoms, watery eyes, headaches, dizziness, fatigue and possibly death. You can't see it and you can't smell it. It's an invisible killer. If these symptoms are present during operation of this product get fresh air immediately!

## **DANGER**



### • EXPLOSION - FIRE HAZARD

- This stove is red hot during use and can ignite flammables too close to the burners. Keep flammables at least 12 inches from the sides and 48 inches from the top of the stove. Keep gasoline and other flammable liquids and vapors well away from stove.
- During operation, this product can be a source of ignition. Never use the stove in spaces that contain or may contain volatile or airborne combustibles, or products such as gasoline, solvents, paint thinner, dust particles or unknown chemicals. Minimum clearances from combustible materials: 12 inches from the sides & 48 inches from the top.
- Operate stove only on top of heat-resistant material.
- Provide adequate clearances around air openings into the combustion chamber.

## **DANGER**



### **CARBON MONOXIDE HAZARD**

- **This appliance can produce carbon monoxide which has no odor.**
- **Using it in an enclosed space can kill you.**
- **Never use this appliance in an enclosed space such as a camper, tent, car or home.**

1. Remove stove from box.



2. Place wood shelf inside fuel door. Shelf will sit inside stove body slightly.



3. Place pot skirt under bottom of pot.



4. Press pot skirt together and tighten screw.



5. Place the pot and pot skirt on top of the stove. Push the pot skirt down onto the top of the stove.

***\*\*Using the pot skirt will save about 25% of the fuel!***



6. Light fire with kindling.



7. Larger sticks catch fire from the kindling underneath them.

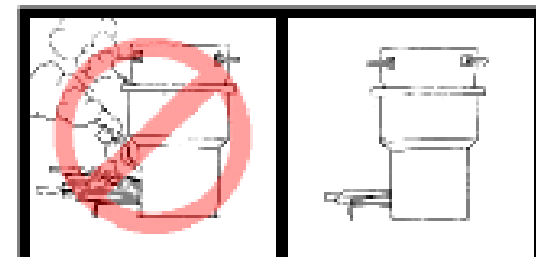
8. Burning the sticks at the tip will create much less smoke. Push sticks into the stove as they burn up.



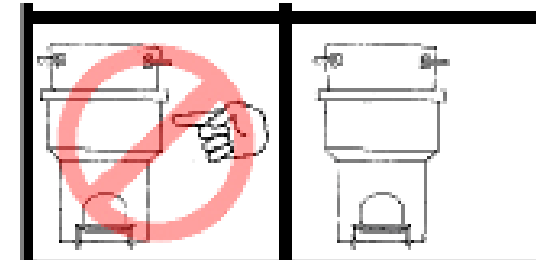
9. After the stove is cool, remove fuel tray and clean out ashes. Clean stove with water and a soft cloth.



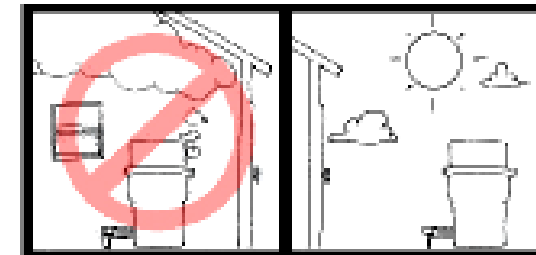
10. When moving stove wait until cool. Carry using both handles.



Do not overload with fuel



The stove body is hot – do not touch



Use only with ventilation



Protect from rain



[www.stovetec.net](http://www.stovetec.net) | 541-767-0287 | [ben@stovetec.net](mailto:ben@stovetec.net)

### What Gets Us Going

**3 Billion people need a clean burning stove. Lets work together to make a difference!**

We want to deliver clean and efficient cook stoves to people that need them. StoveTec doesn't need patents, or other funky protection for our products. The Aprovecho Research Center is open source to help the [3 billion people cooking on an open fire](#), and to reduce the number of people that die every year from breathing smoke. Mother Nature needs a lot of help right now to reduce global warming, ill health and deforestation.



**Biomass & Charcoal Stove**



**Biomass Stove**

### Why We're Here

**Delivering clean and efficient stove to the world cooks won't happen on it's own.**

StoveTec is brought to you by Aprovecho Research Center, same people who have worked tirelessly for the last 30 years to design and build the world's new standard for biomass stoves, and who have completed over 100 projects in 60 countries.

StoveTec is a not-just-for-profit entity that acts as the technology transfer recipient for the Aprovecho Research Center (ARC). We are a for-profit owned by a non-profit, with going back to ARC.



### People Love our Stoves!

**Cooks and testers alike can't get over how cool this little stove really is.**

From the cooks in Uganda, to Prince Charles in the UK, people love our stoves! The [Uganda Controlled Cooking Test](#) conducted by Erika Tyler of Columbia University showed a 95% preference for our rocket stove. Prince Charles, who has been studying stoves for 30 years, presented Dean Still and Mr. Shen with the [Ashden Energy Champion Award](#) for designing and manufacturing this clean and efficient stove. The list goes on to include the UK's Guardian Newspaper that listed the stove as [one of the ten best ways to save the world](#).