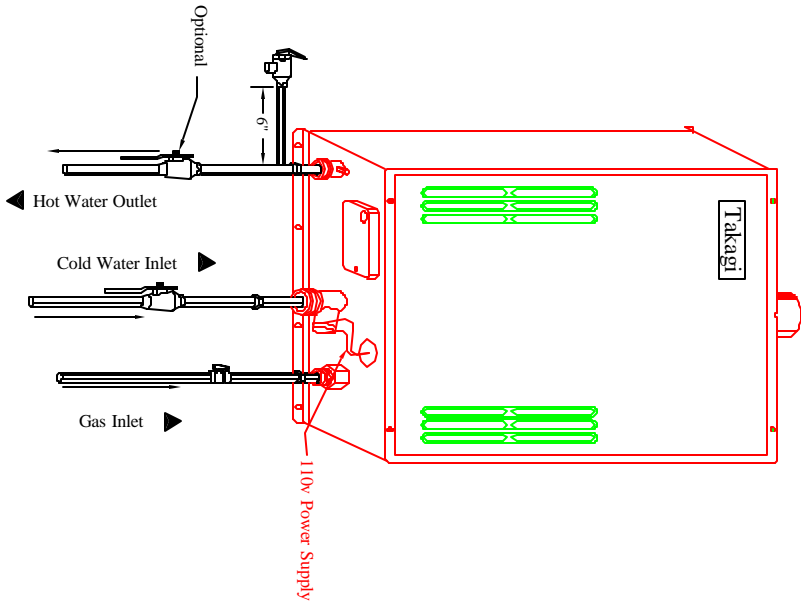


A T-M1 System






QTY	Basic Application Specs.
1	T-M1
1	TK-TV03
1	TM-RE10 Optional



Note: This drawing is intended as a basic guide. Local and State Codes dictate correct installation. Each individual application and gas pipe diameter must be sized correctly.

Takagi USA

3-B Goodyear
 Irvine, CA 92618
 Phone: (888) 882-5244
 Fax: (949) 770-3171
 www.Takagi-USA.com

	Min. Ø 3/4" Gas Shut-off Ball Valve		Pressure Only Relief Valve		Check Valves
	Water Shut-off Ball Valves		Unions		