

Vertical Racks for Gobi Collectors

Leg Lengths and Mounting Points to Achieve Desired Tilt for Rack-1 (single collector) through Rack-8 (eight collectors)

β Tilt Angle in Degrees	Gobi 3366			Gobi 408			Gobi 410		
	L Leg Length (inches)	B Footprint (inches)	A Distance along Gobi between mounting points (inches)	L Leg Length (inches)	B Footprint (inches)	A Distance along Gobi between mounting points (inches)	L Leg Length (inches)	B Footprint (inches)	A Distance along Gobi between mounting points (inches)
20	30	82.7	88	31	84.6	90	38	103.4	110
22	33	81.6	88	34	83.4	90	41	102.0	110
24	36	80.4	88	37	82.2	90	45	100.5	110
26	39	79.1	88	39	80.9	90	48	98.9	110
28	41	77.7	88	42	79.5	90	52	97.1	110
30	44	76.2	88	45	77.9	90	45	77.9	90
32	47	74.6	88	48	76.3	90	48	76.3	90
34	49	73.0	88	45	66.3	80	50	74.6	90
36	47	64.7	80	47	64.7	80	47	64.7	80
38	49	63.0	80	49	63.0	80	49	63.0	80
40	51	61.3	80	45	53.6	70	51	61.3	80
42	47	52.0	70	47	52.0	70	47	52.0	70
44	49	50.4	70	49	50.4	70	49	50.4	70
46	50	48.6	70	50	48.6	70	50	48.6	70
48	45	40.1	60	52	46.8	70	52	46.8	70
50	46	38.6	60	50	41.8	65	54	45.0	70
52	47	36.9	60	51	40.0	65	55	43.1	70
54	49	35.3	60	53	38.2	65	57	41.1	70
56	50	33.6	60	54	36.3	65	58	39.1	70
58	51	31.8	60	55	34.4	65	59	37.1	70
60	52	30.0	60	56	32.5	65	61	35.0	70

Standard lengths supplied with the Rack kits, when not otherwise specified, are a 36" Base with 26" adjustable leg.

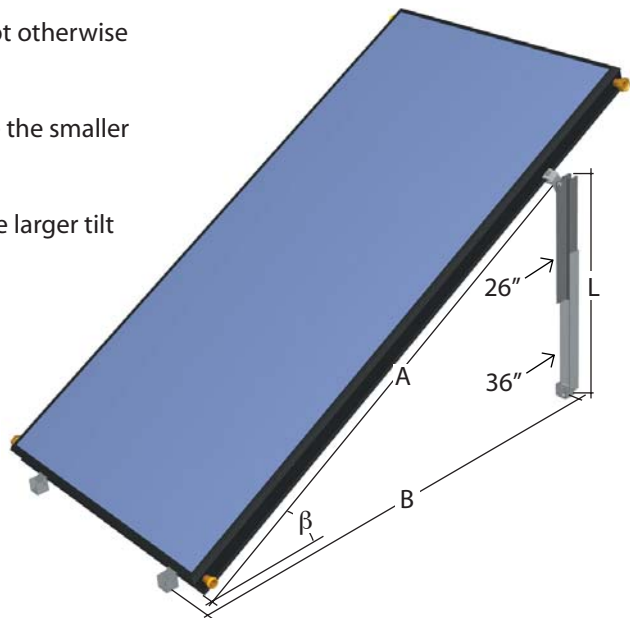
The red shaded areas indicate that, in order to achieve the smaller tilt angles, a 27.5" base leg must be specified.

Blue shaded areas indicate that, in order to achieve the larger tilt angles, a 36" adjustable leg must be specified.

Instructions:

1. Select the Gobi Collector model to be installed;
2. Select the desired tilt angle;
3. Find the adjusted leg length required;
4. Select the standard legs whenever possible;
5. View appropriate mounting dimensions.

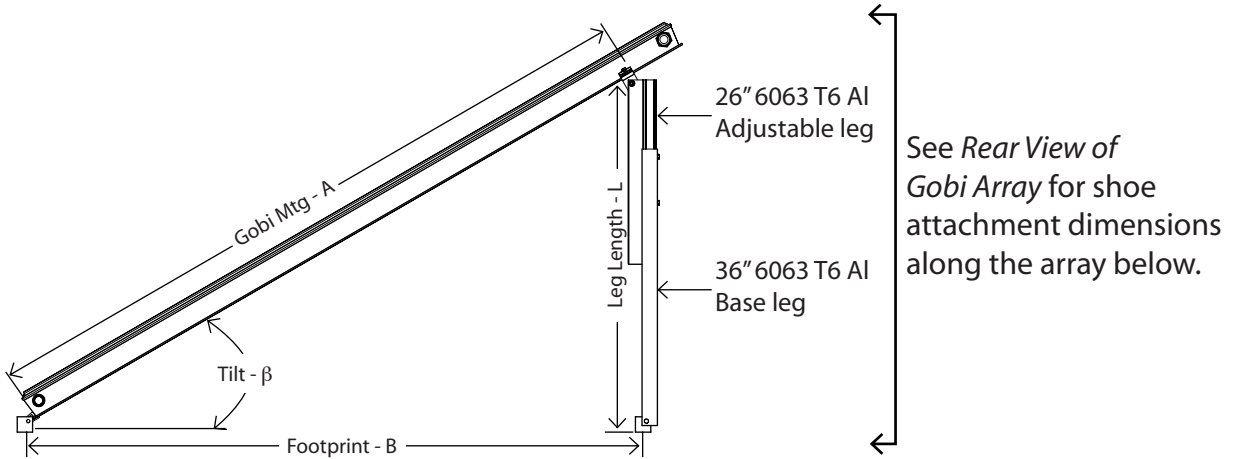
Racks are Wind Load certified to 60 lb / ft².



HELIODYNE, INC.

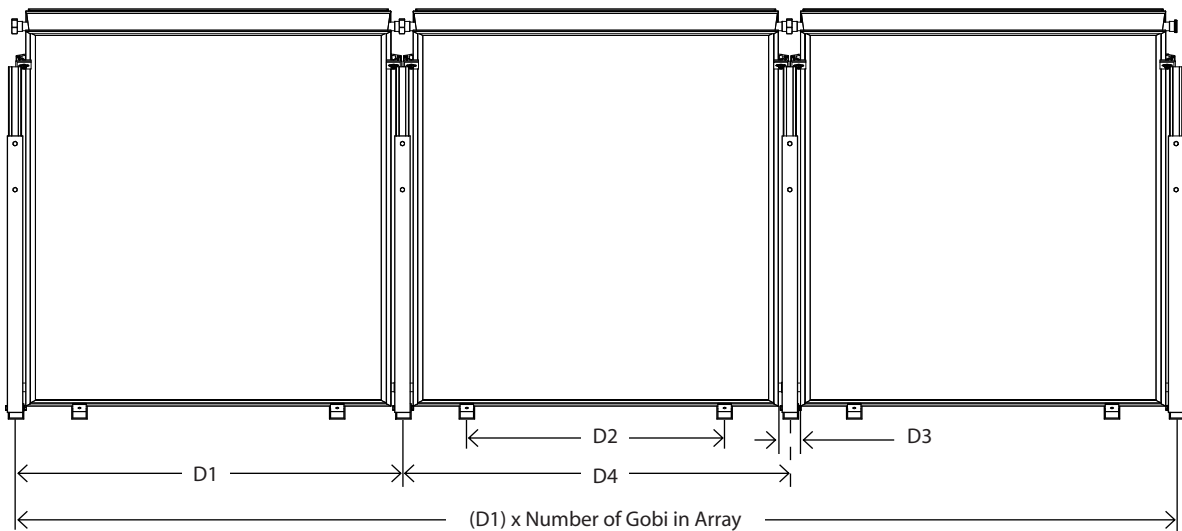
510-237-9614 www.heliodyne.com
Fax: 510-237-7018 sales@heliodyne.com

Gobi Rack Mounting Dimensions



*See sheet *Vertical Racks for Gobi Collectors* for tilts, leg lengths and other dimensions

Rear View of Gobi Array



Dimension	Description	Gobi 3366	Gobi 408 & 410
D1	Leg to Leg on a Single Gobi, OC	46.19	50.25
D2	Front Shoe to Shoe, OC	26-38	28-42
D3	Gobi Box to Adjacent Gobi Box	2.625	2.6875
D4	Leg to Leg on Multiple Gobi, OC	46.19	50.25



HELIODYNE, INC.

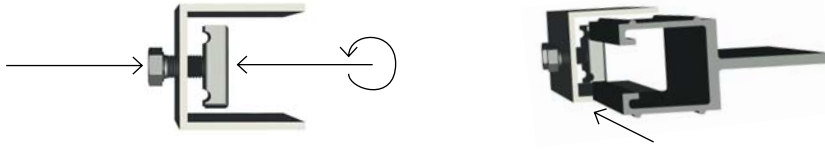
510-237-9614 www.heliodyne.com
 Fax: 510-237-7018 sales@heliodyne.com

Gobi Rack Hardware Assembly


1: Insert the 1" SS bolts into the (2) pre-drilled holes on the back of the 6063 T6 Alum. base leg and thread the SS HEO nuts partly on.

2: Insert the 6063 T6 Alum. adjustable leg as shown, ensure the HEO nuts are horizontal.

3: Adjust the leg to the desired length. Note that base leg shoe will add approx. 1" to total leg length.



4: Tighten the bolts securely, once desired length is attained, ensure both nuts contact the adjustable leg flanges.

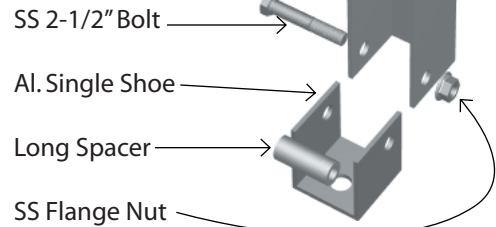
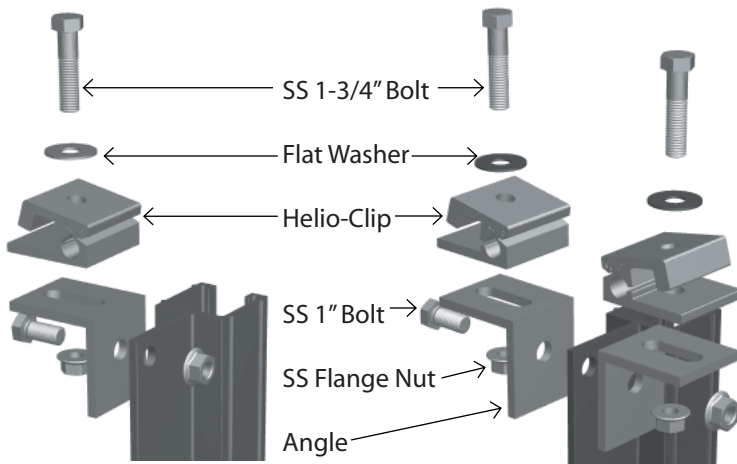


5: Repeat steps 1-4 for remaining legs. Use first leg as length model.

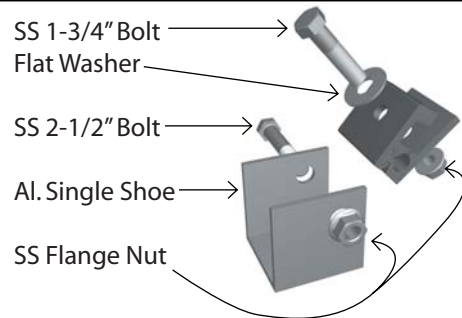


6: Install the Gobi mounting hardware on the adjustable leg.

7: Install Single shoe and hardware on base leg.



8: Assemble Front Pin Joint kit.




HELIODYNE, INC.

510-237-9614 www.heliodyne.com
Fax: 510-237-7018 sales@heliodyne.com


Vertical Racking Component Parts List

Rack-1 through Rack-8

Rack for # Gobi	36" Base ¹	26" Adj ²	Shoes	Angles	Helio-Clips	Long Spacers	Flat Washers	Stainless Steel Bolts		Stainless Steel Nuts		
								1"	1-3/4"	2-1/2"	Flanged	HEO Rail
Rack - 1	2	2	2	2	2	2	2	2	2	2	6	4
	-	-	2	-	2	-	2	2	2	2	4	-
Rack - 2	3	3	3	4	4	3	4	4	4	3	10	6
	-	-	4	-	4	-	4	4	4	4	8	-
Rack - 3	4	4	4	6	6	4	6	6	6	4	14	8
	-	-	6	-	6	-	6	6	6	6	12	-
Rack - 4	5	5	5	8	8	5	8	8	8	5	18	10
	-	-	8	-	8	-	8	8	8	8	16	-
Rack - 5	6	6	6	10	10	6	10	10	10	6	22	12
	-	-	10	-	10	-	10	10	10	10	20	-
Rack - 6	7	7	7	12	12	7	12	12	12	7	26	14
	-	-	12	-	12	-	12	12	12	12	24	-
Rack - 7	8	8	8	14	14	8	14	14	14	8	30	16
	-	-	14	-	14	-	14	14	14	14	28	-
Rack - 8	9	9	9	16	16	9	16	16	16	9	34	18
	-	-	16	-	16	-	16	16	16	16	32	-



1 Standard 36" base leg supplied with racking kits. Specify 27.5" base leg when less tilt is desired than feasible with minimum 37" total leg length.



2 Standard 26" adjustable leg supplied with racking kits. Specify 36" base leg when greater tilt is desired than feasible with maximum 55" total leg length.

For Gobi tilt, required leg lengths and footprint dimensions, refer to sheet: *Vertical Racks for Gobi Collectors*



HELIODYNE, INC.

510-237-9614 www.heliodyne.com

Fax: 510-237-7018 sales@heliodyne.com